


Summary Institution-Level Pass Rate Data: Traditional Teacher Preparation Program Within IHE

			HEOA - Title II 2018 - 2019 Academic Year			
Institution Name			LOUISIANA TECH UNIVERSITY			
Institution Code			6372			
State			Louisiana			
			<i>February 3, 2020</i>			
			Statewide			
Group	Number Taking Assessment¹	Number Passing Assessment²	Institutional Pass Rate	Number Taking Assessment¹	Number Passing Assessment²	Statewide Pass Rate
All program completers, 2018-19	89	89	100%	909	895	98%
All program completers, 2017-18	71	70	99%	844	827	98%
All program completers, 2016-17	80	79	99%	962	942	98%

Note: In cases where there are less than ten students taking the assessment or license/certificate, the number passing and pass rate are not reported.

¹ Number of completers taking one or more assessments within their area of specialization.

² Summary level "Number Taking Assessment" may differ from assessment level "Number Taking Assessment" because each student is counted once at the summary level but may be counted in multiple assessments at the assessment level.

Single Assessment Institution-Level Pass Rate Data: *Traditional Teacher Preparation Program Within IHE*




**HEOA - Title II
2018 - 2019 Academic Year**

Institution Name	LOUISIANA TECH UNIVERSITY
Institution Code	6372
State	Louisiana

February 3, 2020

Assessment Information ¹	Group	Number Taking Assessment	Number Passing Assessment	Institutional Pass Rate	Institutional Average Scaled Score	Assessment Cut Score ²	Statewide				
							Number Taking Assessment	Number Passing Assessment	Statewide Pass Rate	Statewide Average Scaled Score	
AGRICULTURE (5701) Test Company: ETS Score Range: 100-200	All enrolled students who have completed all nonclinical courses, 2018-19						2				
	Other enrolled students, 2018-19	2				147	4				
	All program completers, 2018-19	3				147	14	14	100%	171	
	All program completers, 2017-18	2				147	4				
	All program completers, 2016-17	5				147	9				
ART CONTENT KNOWLEDGE (5134) Test Company: ETS Score Range: 100-200	All enrolled students who have completed all nonclinical courses, 2018-19						1				
	Other enrolled students, 2018-19						13	11	85%	168	
	All program completers, 2018-19						10	10	100%	166	
	All program completers, 2017-18						7				
	All program completers, 2016-17						5				
BIOLOGY CONTENT KNOWLEDGE (0235) Test Company: ETS Score Range: 100-200	All enrolled students who have completed all nonclinical courses, 2018-19						1				
	Other enrolled students, 2018-19						16	16	100%	164	
	All program completers, 2018-19						9				
	All program completers, 2017-18						11	11	100%	164	
	All program completers, 2016-17	2				150	14	14	100%	166	
BUSINESS ED CONTENT KNOWLEDGE (5101) Test Company: ETS Score Range: 100-200	All enrolled students who have completed all nonclinical courses, 2018-19										
	Other enrolled students, 2018-19						2				
	All program completers, 2018-19						2				
	All program completers, 2017-18										
	All program completers, 2016-17	1					154	6			


Single Assessment Institution-Level Pass Rate Data: Traditional Teacher Preparation Program Within IHE

	HEOA - Title II 2018 - 2019 Academic Year
	Institution Name LOUISIANA TECH UNIVERSITY
	Institution Code 6372
	State Louisiana

February 3, 2020

Assessment Information ¹	Group	Number Taking Assessment	Number Passing Assessment	Institutional Pass Rate	Institutional Average Scaled Score	Assessment Cut Score ²	Statewide			
							Number Taking Assessment	Number Passing Assessment	Statewide Pass Rate	Statewide Average Scaled Score
CHEMISTRY CONTENT KNOWLEDGE (0245) Test Company: ETS Score Range: 100-200	All enrolled students who have completed all nonclinical courses, 2018-19									
	Other enrolled students, 2018-19						3			
	All program completers, 2018-19									
	All program completers, 2017-18	1				151	4			
	All program completers, 2016-17	1				151	3			
CORE ACADEMIC SKILLS FOR ED: MATH (5732) Test Company: ETS Score Range: 100-200	All enrolled students who have completed all nonclinical courses, 2018-19						34	34	100%	158
	Other enrolled students, 2018-19	15	15	100%	160	150	432	419	97%	160
	All program completers, 2018-19	16	16	100%	159	150	234	227	97%	159
	All program completers, 2017-18	15	14	93%	157	150	231	223	97%	159
	All program completers, 2016-17	21	21	100%	166	150	180	170	94%	160
CORE ACADEMIC SKILLS FOR ED: READING (5712) Test Company: ETS Score Range: 100-200	All enrolled students who have completed all nonclinical courses, 2018-19						36	36	100%	170
	Other enrolled students, 2018-19	16	16	100%	168	156	434	430	99%	170
	All program completers, 2018-19	16	16	100%	175	156	235	233	99%	171
	All program completers, 2017-18	15	15	100%	168	156	238	235	99%	171
	All program completers, 2016-17	20	20	100%	174	156	202	201	100%	172
CORE ACADEMIC SKILLS FOR ED: WRITING (5722) Test Company: ETS Score Range: 100-200	All enrolled students who have completed all nonclinical courses, 2018-19						35	35	100%	166
	Other enrolled students, 2018-19	16	16	100%	166	162	435	418	96%	166
	All program completers, 2018-19	16	16	100%	166	162	234	227	97%	166
	All program completers, 2017-18	17	16	94%	164	162	243	232	95%	167
	All program completers, 2016-17	21	20	95%	166	162	219	211	96%	167

Single Assessment Institution-Level Pass Rate Data: Traditional Teacher Preparation Program Within IHE


	HEOA - Title II 2018 - 2019 Academic Year
	Institution Name
	Institution Code
	State

LOUISIANA TECH UNIVERSITY
 6372
 Louisiana

February 3, 2020

Assessment Information ¹	Group	Number Taking Assessment	Number Passing Assessment	Institutional Pass Rate	Institutional Average Scaled Score	Assessment Cut Score ²	Statewide			
							Number Taking Assessment	Number Passing Assessment	Statewide Pass Rate	Statewide Average Scaled Score
ELEM ED CONTENT KNOWLEDGE (DISCONTINUED) (5014) Test Company: ETS Score Range: 100-200	All enrolled students who have completed all nonclinical courses, 2018-19									
	Other enrolled students, 2018-19						3			
	All program completers, 2018-19						2			
	All program completers, 2017-18						18	18	100%	164
	All program completers, 2016-17	3					150	120	120	100%
ELEM ED CONTENT KNOWLEDGE (5018) Test Company: ETS Score Range: 100-200	All enrolled students who have completed all nonclinical courses, 2018-19						3			
	Other enrolled students, 2018-19						5			
	All program completers, 2018-19	10	10	100%	172	163	83	83	100%	173
	All program completers, 2017-18	35	35	100%	172	163	331	330	100%	171
	All program completers, 2016-17	38	38	100%	172	163	349	349	100%	171
ELEM ED MULTI SUBJ MATHEMATICS (5003) Test Company: ETS Score Range: 100-200	All enrolled students who have completed all nonclinical courses, 2018-19						63	63	100%	178
	Other enrolled students, 2018-19	51	47	92%	177	157	568	528	93%	174
	All program completers, 2018-19	46	46	100%	175	157	462	461	100%	176
	All program completers, 2017-18	5				157	167	167	100%	177
	All program completers, 2016-17						136	136	100%	179
ELEM ED MULTI SUBJ READING LANG ARTS (5002) Test Company: ETS Score Range: 100-200	All enrolled students who have completed all nonclinical courses, 2018-19						63	63	100%	167
	Other enrolled students, 2018-19	48	43	90%	169	157	563	493	88%	167
	All program completers, 2018-19	46	46	100%	171	157	462	461	100%	170
	All program completers, 2017-18	5				157	167	167	100%	171
	All program completers, 2016-17						136	136	100%	173


Single Assessment Institution-Level Pass Rate Data: Traditional Teacher Preparation Program Within IHE

	HEOA - Title II 2018 - 2019 Academic Year
	Institution Name LOUISIANA TECH UNIVERSITY
	Institution Code 6372
	State Louisiana

February 3, 2020

Assessment Information ¹	Group	Number Taking Assessment	Number Passing Assessment	Institutional Pass Rate	Institutional Average Scaled Score	Assessment Cut Score ²	Statewide			
							Number Taking Assessment	Number Passing Assessment	Statewide Pass Rate	Statewide Average Scaled Score
ELEM ED MULTI SUBJ SCIENCES (5005) Test Company: ETS Score Range: 100-200	All enrolled students who have completed all nonclinical courses, 2018-19						63	63	100%	169
	Other enrolled students, 2018-19	48	38	79%	166	159	560	470	84%	167
	All program completers, 2018-19	46	46	100%	170	159	462	461	100%	170
	All program completers, 2017-18	5				159	167	167	100%	170
	All program completers, 2016-17						136	136	100%	172
ELEM ED MULTI SUBJ SOCIAL STUDIES (5004) Test Company: ETS Score Range: 100-200	All enrolled students who have completed all nonclinical courses, 2018-19						63	63	100%	163
	Other enrolled students, 2018-19	49	40	82%	164	155	556	419	75%	160
	All program completers, 2018-19	46	46	100%	165	155	462	461	100%	165
	All program completers, 2017-18	5				155	167	167	100%	165
	All program completers, 2016-17						136	136	100%	168
ENGLISH LANGUAGE ARTS: CONTENT AND ANALYSIS (5039) Test Company: ETS Score Range: 100-200	All enrolled students who have completed all nonclinical courses, 2018-19						10	9	90%	172
	Other enrolled students, 2018-19	12	9	75%	170	168	64	45	70%	171
	All program completers, 2018-19	9				168	80	79	99%	174
	All program completers, 2017-18	3				168	69	69	100%	174
	All program completers, 2016-17	5				168	68	68	100%	175
FAMILY AND CONSUMER SCIENCES (DISCONTINUED 2) (5121) Test Company: ETS Score Range: 100-200	All enrolled students who have completed all nonclinical courses, 2018-19									
	Other enrolled students, 2018-19									
	All program completers, 2018-19									
	All program completers, 2017-18						1			
	All program completers, 2016-17									


Single Assessment Institution-Level Pass Rate Data: Traditional Teacher Preparation Program Within IHE

	HEOA - Title II 2018 - 2019 Academic Year
	Institution Name LOUISIANA TECH UNIVERSITY
	Institution Code 6372
	State Louisiana

February 3, 2020

Assessment Information ¹	Group	Number Taking Assessment	Number Passing Assessment	Institutional Pass Rate	Institutional Average Scaled Score	Assessment Cut Score ²	Statewide			
							Number Taking Assessment	Number Passing Assessment	Statewide Pass Rate	Statewide Average Scaled Score
FAMILY AND CONSUMER SCIENCES (5122) Test Company: ETS Score Range: 100-200	All enrolled students who have completed all nonclinical courses, 2018-19									
	Other enrolled students, 2018-19						2			
	All program completers, 2018-19									
	All program completers, 2017-18	1				153	1			
	All program completers, 2016-17	1				153	3			
FRENCH WORLD LANGUAGE (5174) Test Company: ETS Score Range: 100-200	All enrolled students who have completed all nonclinical courses, 2018-19									
	Other enrolled students, 2018-19									
	All program completers, 2018-19						2			
	All program completers, 2017-18						1			
	All program completers, 2016-17						1			
GENERAL SCI CONTENT KNOWLEDGE (0435) Test Company: ETS Score Range: 100-200	All enrolled students who have completed all nonclinical courses, 2018-19									
	Other enrolled students, 2018-19						4			
	All program completers, 2018-19						7			
	All program completers, 2017-18						5			
	All program completers, 2016-17									
HEALTH AND PE (5857) Test Company: ETS Score Range: 100-200	All enrolled students who have completed all nonclinical courses, 2018-19						2			
	Other enrolled students, 2018-19	4				160	32	24	75%	167
	All program completers, 2018-19	11	11	100%	168	160	52	52	100%	167
	All program completers, 2017-18	12	12	100%	167	160	50	50	100%	167
	All program completers, 2016-17	10	10	100%	169	160	62	62	100%	168


Single Assessment Institution-Level Pass Rate Data: *Traditional Teacher Preparation Program Within IHE*

	HEOA - Title II 2018 - 2019 Academic Year	
	Institution Name	LOUISIANA TECH UNIVERSITY
	Institution Code	6372
	State	Louisiana

February 3, 2020

Assessment Information ¹	Group	Number Taking Assessment	Number Passing Assessment	Institutional Pass Rate	Institutional Average Scaled Score	Assessment Cut Score ²	Statewide			
							Number Taking Assessment	Number Passing Assessment	Statewide Pass Rate	Statewide Average Scaled Score
MATHEMATICS CONTENT KNOWLEDGE (DISC) (0061) Test Company: ETS Score Range: 100-200	All enrolled students who have completed all nonclinical courses, 2018-19									
	Other enrolled students, 2018-19									
	All program completers, 2018-19									
	All program completers, 2017-18									
	All program completers, 2016-17							2		
MATHEMATICS CONTENT KNOWLEDGE (5161) Test Company: ETS Score Range: 100-200	All enrolled students who have completed all nonclinical courses, 2018-19						1			
	Other enrolled students, 2018-19						30	16	53%	155
	All program completers, 2018-19						30	30	100%	167
	All program completers, 2017-18	2				160	25	25	100%	167
	All program completers, 2016-17	8				160	25	25	100%	169
MIDDLE SCHOOL ENG LANG ARTS (5047) Test Company: ETS Score Range: 100-200	All enrolled students who have completed all nonclinical courses, 2018-19						1			
	Other enrolled students, 2018-19						3			
	All program completers, 2018-19						4			
	All program completers, 2017-18						3			
	All program completers, 2016-17						7			
MIDDLE SCHOOL MATHEMATICS (5169) Test Company: ETS Score Range: 100-200	All enrolled students who have completed all nonclinical courses, 2018-19						4			
	Other enrolled students, 2018-19						6			
	All program completers, 2018-19						15	15	100%	176
	All program completers, 2017-18	1				165	15	15	100%	173
	All program completers, 2016-17	1				165	17	17	100%	171


Single Assessment Institution-Level Pass Rate Data: Traditional Teacher Preparation Program Within IHE

	HEOA - Title II 2018 - 2019 Academic Year
	Institution Name LOUISIANA TECH UNIVERSITY
	Institution Code 6372
	State Louisiana

February 3, 2020

Assessment Information ¹	Group	Number Taking Assessment	Number Passing Assessment	Institutional Pass Rate	Institutional Average Scaled Score	Assessment Cut Score ²	Statewide			
							Number Taking Assessment	Number Passing Assessment	Statewide Pass Rate	Statewide Average Scaled Score
MIDDLE SCHOOL SCIENCE (5440) Test Company: ETS Score Range: 100-200	All enrolled students who have completed all nonclinical courses, 2018-19						4			
	Other enrolled students, 2018-19						3			
	All program completers, 2018-19						10	10	100%	165
	All program completers, 2017-18	1				150	17	17	100%	161
	All program completers, 2016-17	1				150	12	12	100%	159
MIDDLE SCHOOL SOCIAL STUDIES (5089) Test Company: ETS Score Range: 100-200	All enrolled students who have completed all nonclinical courses, 2018-19						1			
	Other enrolled students, 2018-19						1			
	All program completers, 2018-19						8			
	All program completers, 2017-18						10	10	100%	160
	All program completers, 2016-17						10	10	100%	165
MUSIC CONTENT KNOWLEDGE (0113) Test Company: ETS Score Range: 100-200	All enrolled students who have completed all nonclinical courses, 2018-19						9			
	Other enrolled students, 2018-19						46	41	89%	162
	All program completers, 2018-19	3				151	73	73	100%	166
	All program completers, 2017-18	4				151	67	67	100%	166
	All program completers, 2016-17	1				151	73	73	100%	166
PHYSICAL ED CONTENT KNOWLEDGE (5091) Test Company: ETS Score Range: 100-200	All enrolled students who have completed all nonclinical courses, 2018-19									
	Other enrolled students, 2018-19									
	All program completers, 2018-19									
	All program completers, 2017-18									
	All program completers, 2016-17						1			


Single Assessment Institution-Level Pass Rate Data: Traditional Teacher Preparation Program Within IHE

	HEOA - Title II 2018 - 2019 Academic Year
	Institution Name LOUISIANA TECH UNIVERSITY
	Institution Code 6372
	State Louisiana

February 3, 2020

Assessment Information ¹	Group	Number Taking Assessment	Number Passing Assessment	Institutional Pass Rate	Institutional Average Scaled Score	Assessment Cut Score ²	Statewide				
							Number Taking Assessment	Number Passing Assessment	Statewide Pass Rate	Statewide Average Scaled Score	
PHYSICS CONTENT KNOWLEDGE (5265) Test Company: ETS Score Range: 100-200	All enrolled students who have completed all nonclinical courses, 2018-19										
	Other enrolled students, 2018-19						1				
	All program completers, 2018-19						1				
	All program completers, 2017-18						1				
	All program completers, 2016-17						1				
PRAXIS I MATHEMATICS (DISCONTINUED) (0730) Test Company: ETS Score Range: 150-190	All enrolled students who have completed all nonclinical courses, 2018-19						2				
	Other enrolled students, 2018-19	1				175	5				
	All program completers, 2018-19						5				
	All program completers, 2017-18	1				175	32	32	100%	178	
	All program completers, 2016-17	5				175	144	140	97%	178	
PRAXIS I READING (DISCONTINUED) (0710) Test Company: ETS Score Range: 150-190	All enrolled students who have completed all nonclinical courses, 2018-19						1				
	Other enrolled students, 2018-19						5				
	All program completers, 2018-19						4				
	All program completers, 2017-18	1				176	23	23	100%	179	
	All program completers, 2016-17	6				176	120	113	94%	178	
PRAXIS I WRITING (DISCONTINUED) (0720) Test Company: ETS Score Range: 150-190	All enrolled students who have completed all nonclinical courses, 2018-19						1				
	Other enrolled students, 2018-19						2				
	All program completers, 2018-19						6				
	All program completers, 2017-18						20	19	95%	176	
	All program completers, 2016-17	5				175	106	101	95%	176	


Single Assessment Institution-Level Pass Rate Data: Traditional Teacher Preparation Program Within IHE

	HEOA - Title II 2018 - 2019 Academic Year
	Institution Name LOUISIANA TECH UNIVERSITY
	Institution Code 6372
	State Louisiana

February 3, 2020

Assessment Information ¹	Group	Number Taking Assessment	Number Passing Assessment	Institutional Pass Rate	Institutional Average Scaled Score	Assessment Cut Score ²	Statewide			
							Number Taking Assessment	Number Passing Assessment	Statewide Pass Rate	Statewide Average Scaled Score
PRINC LEARNING AND TEACHING 5-9 (5623) Test Company: ETS Score Range: 100-200	All enrolled students who have completed all nonclinical courses, 2018-19						5			
	Other enrolled students, 2018-19	1				160	23	23	100%	174
	All program completers, 2018-19						32	32	100%	172
	All program completers, 2017-18	1				160	34	34	100%	171
	All program completers, 2016-17	2				160	45	45	100%	174
PRINC LEARNING AND TEACHING 7-12 (5624) Test Company: ETS Score Range: 100-200	All enrolled students who have completed all nonclinical courses, 2018-19						33	33	100%	170
	Other enrolled students, 2018-19	21	18	86%	169	157	225	209	93%	171
	All program completers, 2018-19	29	29	100%	170	157	295	295	100%	173
	All program completers, 2017-18	28	28	100%	170	157	271	271	100%	172
	All program completers, 2016-17	35	35	100%	170	157	288	288	100%	172
PRINC LEARNING AND TEACHING EARLY CHILD (5621) Test Company: ETS Score Range: 100-200	All enrolled students who have completed all nonclinical courses, 2018-19						22	22	100%	165
	Other enrolled students, 2018-19	16	13	81%	164	157	191	173	91%	167
	All program completers, 2018-19	19	19	100%	166	157	182	181	99%	167
	All program completers, 2017-18	17	17	100%	165	157	175	175	100%	169
	All program completers, 2016-17	8				157	183	183	100%	167
PRINC LEARNING AND TEACHING K-6 (DISCONTINUED) (0522) Test Company: ETS Score Range: 100-200	All enrolled students who have completed all nonclinical courses, 2018-19									
	Other enrolled students, 2018-19									
	All program completers, 2018-19									
	All program completers, 2017-18									
	All program completers, 2016-17						1			


Single Assessment Institution-Level Pass Rate Data: Traditional Teacher Preparation Program Within IHE

	HEOA - Title II 2018 - 2019 Academic Year
	Institution Name LOUISIANA TECH UNIVERSITY
	Institution Code 6372
	State Louisiana

February 3, 2020

Assessment Information ¹	Group	Number Taking Assessment	Number Passing Assessment	Institutional Pass Rate	Institutional Average Scaled Score	Assessment Cut Score ²	Statewide			
							Number Taking Assessment	Number Passing Assessment	Statewide Pass Rate	Statewide Average Scaled Score
PRINC LEARNING AND TEACHING K-6 (5622) Test Company: ETS Score Range: 100-200	All enrolled students who have completed all nonclinical courses, 2018-19						46	46	100%	172
	Other enrolled students, 2018-19	24	24	100%	174	160	263	253	96%	174
	All program completers, 2018-19	41	41	100%	173	160	392	392	100%	174
	All program completers, 2017-18	25	25	100%	172	160	358	358	100%	174
	All program completers, 2016-17	35	35	100%	172	160	438	438	100%	174
SE CK AND MILD TO MODERATE APPL (5543) Test Company: ETS Score Range: 100-200	All enrolled students who have completed all nonclinical courses, 2018-19						5			
	Other enrolled students, 2018-19	20	19	95%	168	153	33	32	97%	169
	All program completers, 2018-19	25	25	100%	168	153	50	50	100%	171
	All program completers, 2017-18	7				153	31	31	100%	171
	All program completers, 2016-17	5				153	42	42	100%	173
SE CORE KNOWLEDGE & APPLICATIONS (5354) Test Company: ETS Score Range: 100-200	All enrolled students who have completed all nonclinical courses, 2018-19									
	Other enrolled students, 2018-19									
	All program completers, 2018-19									
	All program completers, 2017-18									
	All program completers, 2016-17						1			
SE: PRESCHOOL EARLY CHILDHOOD (5691) Test Company: ETS Score Range: 100-200	All enrolled students who have completed all nonclinical courses, 2018-19						9			
	Other enrolled students, 2018-19						15	9	60%	161
	All program completers, 2018-19						29	29	100%	166
	All program completers, 2017-18						35	35	100%	167
	All program completers, 2016-17						29	29	100%	167

Single Assessment Institution-Level Pass Rate Data: Traditional Teacher Preparation Program Within IHE

	HEOA - Title II 2018 - 2019 Academic Year
	Institution Name LOUISIANA TECH UNIVERSITY
	Institution Code 6372
	State Louisiana

February 3, 2020

Assessment Information ¹	Group	Number Taking Assessment	Number Passing Assessment	Institutional Pass Rate	Institutional Average Scaled Score	Assessment Cut Score ²	Statewide				
							Number Taking Assessment	Number Passing Assessment	Statewide Pass Rate	Statewide Average Scaled Score	
SOCIAL STUDIES CONTENT & INTERPRETATION (5086) Test Company: ETS Score Range: 100-200	All enrolled students who have completed all nonclinical courses, 2018-19						8				
	Other enrolled students, 2018-19	8				160	78	33	42%	156	
	All program completers, 2018-19	7				160	55	54	98%	165	
	All program completers, 2017-18	5				160	53	53	100%	168	
	All program completers, 2016-17	4				160	48	48	100%	165	
SPANISH WORLD LANGUAGE (5195) Test Company: ETS Score Range: 100-200	All enrolled students who have completed all nonclinical courses, 2018-19										
	Other enrolled students, 2018-19						1				
	All program completers, 2018-19						4				
	All program completers, 2017-18						1				
	All program completers, 2016-17						3				
SPEECH COMMUNICATION: CK (5221) Test Company: ETS Score Range: 100-200	All enrolled students who have completed all nonclinical courses, 2018-19										
	Other enrolled students, 2018-19										
	All program completers, 2018-19										
	All program completers, 2017-18						1				
	All program completers, 2016-17						1				
WORLD LANGUAGE PEDAGOGY (5841) Test Company: ETS Score Range: 100-200	All enrolled students who have completed all nonclinical courses, 2018-19										
	Other enrolled students, 2018-19						1				
	All program completers, 2018-19						6				
	All program completers, 2017-18						2				
	All program completers, 2016-17						4				

Note: In cases where there are less than ten students taking the assessment or license/certificate, the number passing and pass rate are not reported.

¹Tests with multiple delivery options (computer, paper, etc.) will be noted with the assessment code for one format only.

²Cut scores may vary for groups depending upon when the cut scores are established by the state and when each group completed their teacher certification or licensure assessment.