

**Report Description**

This dashboard displays the data you've collected using the Employer Survey. You can examine these data for all available years for your institution and relative to the rest of the CIS Network\*. You can also limit the comparison groups by a variety of program and candidate characteristics using the drop-down menus at the right.

\* CIS Network reflects aggregated results for all other institutions in the CIS Network and excludes your institution.

Select Year(s)  
2020

Report for *carrice cummins*

**Comparison Group 1**

Select Institution or Network

Institution

Select Filter Group 1

None

Select Filter Group 2

None

Survey Response Rate: **23.1%**

**Comparison Group 2**

Select Institution or Network

CIS Network

Select Filter Group 1

None

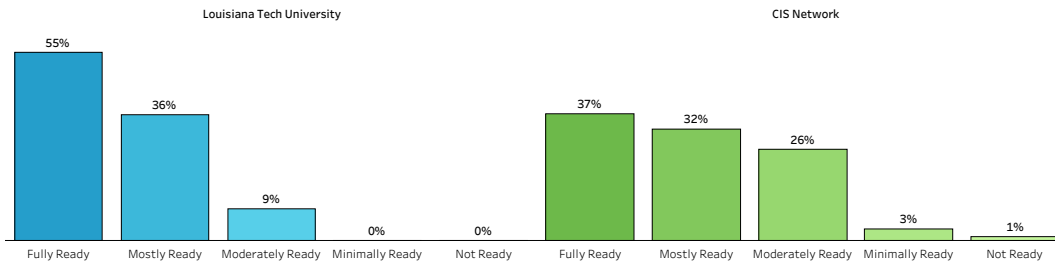
Select Filter Group 2

None

Survey Response Rate: **43.7%**

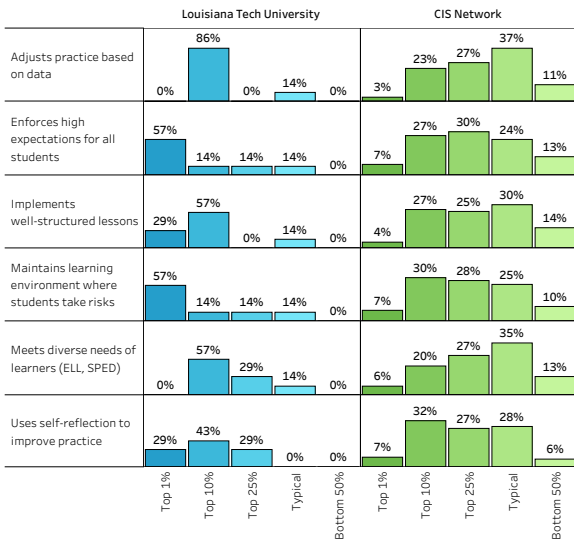
**Employer Survey Teacher Preparedness**

Based on your experiences with this teacher, what best describes the extent to which he/she was ready to meet the needs of students in your school?



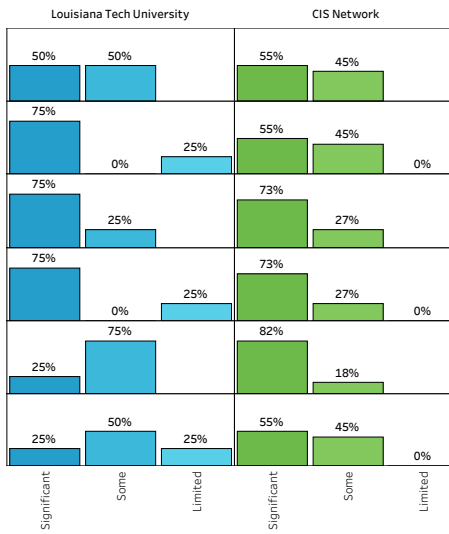
**Employer Survey New Hire Feedback**

Relative to all other teachers (both novice and experienced) you've worked with, please indicate the extent to which this teacher's performance is significantly above or below average:



**Emp. Sur. Teacher of Record Feedback**

Please rate the extent of change in the teacher's performance since completing a teacher preparation program:



**Employer Survey Student-Learning Tracking Methods**

How do you currently track the degree to which teachers contribute to an expected level of student-learning growth?

