

## Report Description

This dashboard displays the data you've collected using the Employer Survey. You can examine these data for all available years for your institution and relative to the rest of the CIS Network\*. You can also limit the comparison groups by a variety of program and candidate characteristics using the drop-down menus at the right.

\* CIS Network reflects aggregated results for all other institutions in the CIS Network and excludes your institution.

Select Year(s)  
2021

**Comparison Group 1**

Select Institution or Network  
Institution

Select Filter Group 1  
None

Select Filter Group 2  
None

Survey Response Rate: **25.4%**

**Comparison Group 2**

Select Institution or Network  
CIS Network

Select Filter Group 1  
None

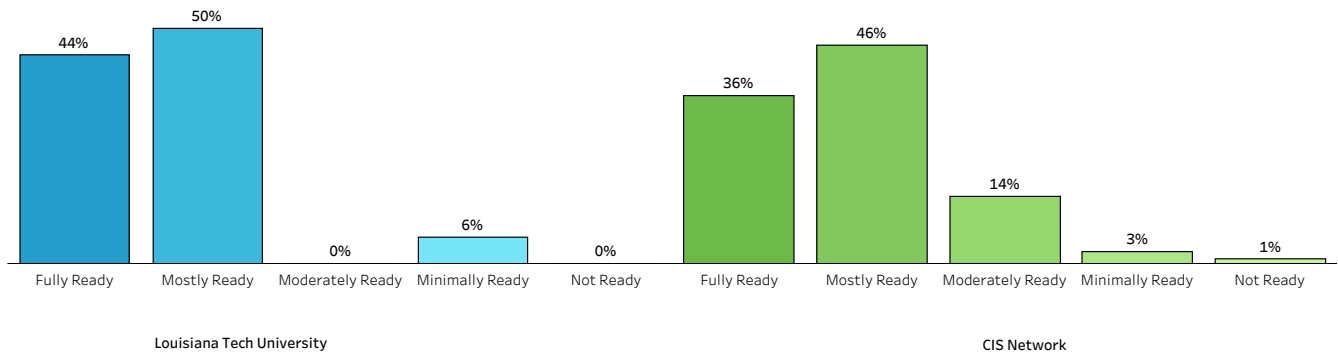
Select Filter Group 2  
None

Survey Response Rate: **60.3%**

Report for *carrice cummins*

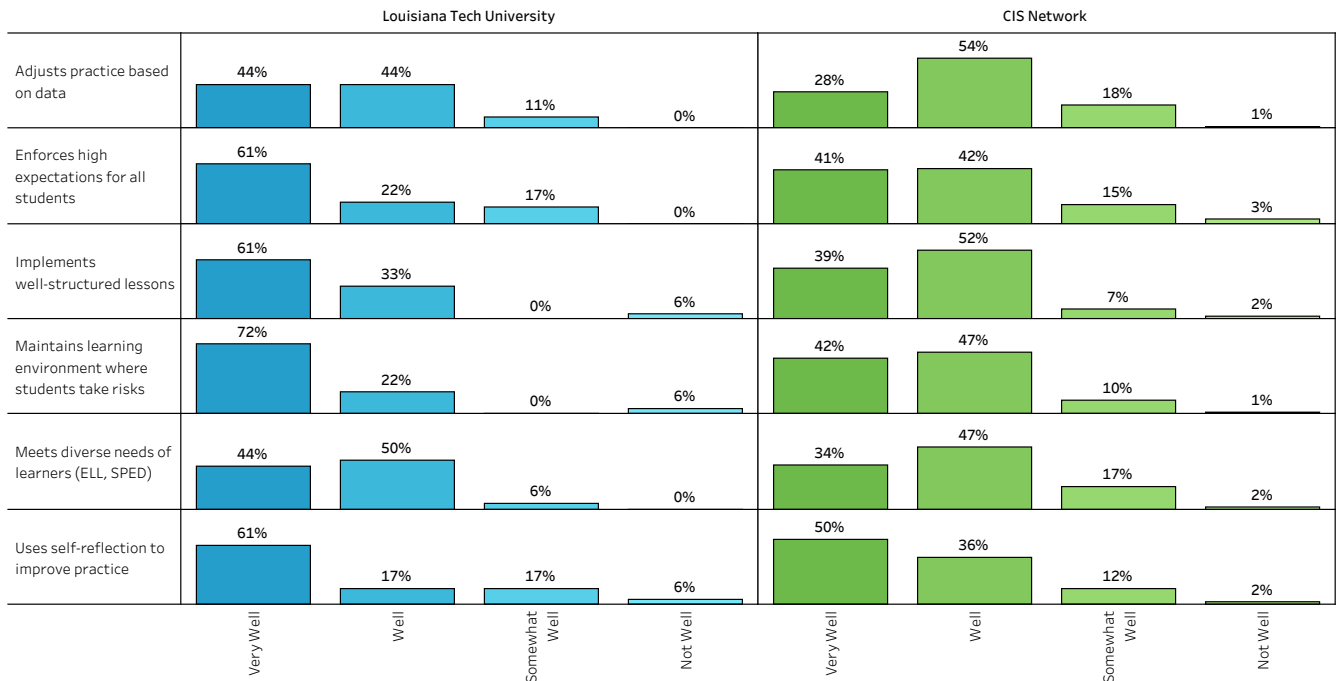
## Employer Survey Teacher Preparedness

Based on your experiences with this teacher, what best describes the extent to which he/she was ready to meet the needs of students in your school?



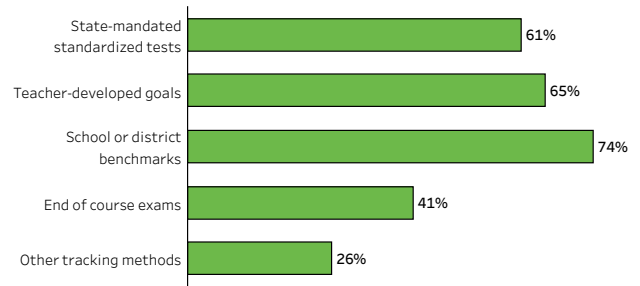
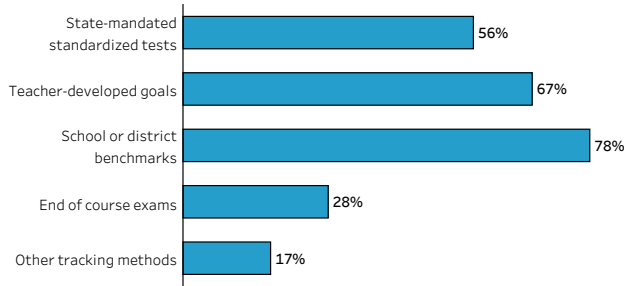
## Employer Survey Teacher Feedback

Please rate the extent to which this teacher is prepared in the following areas:



## Employer Survey Student-Learning Tracking Methods

How do you currently track the degree to which teachers contribute to an expected level of student-learning growth?



2020 Archived Tool